



With MySchoolBucks you'll be able to view damage deposits, kindergarten tuition, cafeteria purchases, check your student's balance, receive low balance alerts and pay for school meals or tuition.

How to Create an Account

- Go to MySchoolBucks.com or download the mobile app (**MSB Parent, USA**)



MSB Parent, USA
Heartland Payment Systems, Inc.
Designed for iPhone
#62 in Education
★★★★★ 2.5 + 734 Ratings
Free

- Create your account
 - Click on **Sign Up today!** (If you do not already have an account)

English v

MY SCHOOL BUCKS

Returning Customer

Username / Email

Username / Email

Password [Forgot password?](#)

Password

Log In

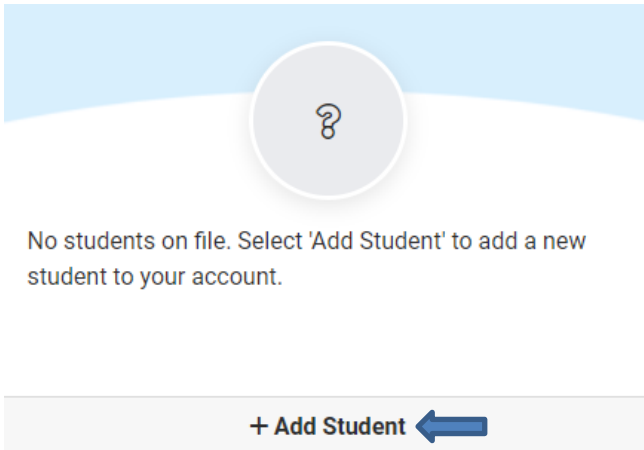
Don't have an account? [Sign up today!](#)

- Enter in the necessary information for account creation
 - Select a State/Province (**Idaho**)
 - Select a District (**Boise School District**)
 - Enter basic personal information
 - Mobile phone number for text alerts from MySchoolBucks
 - Email address will be your username
 - Click on **Create Account**



How to Add a Student

- Log into [MySchoolBucks.com](https://myschoolbucks.com)
- Click on **Add Student**



- Select the school your student attends
- Enter in the **first** and **last name** of the student
- Enter in the **student's ID number** (If you do not know the ID number, please contact the school's main office and they will be able to provide you with the information)
- Click on **Find Student**

Irwin County High School

Note: If your child attends school in a different school district please use the district selector at the top of the page to switch.

Minnie

Mouse

One of the following is required to validate your student

Birthdate (mm/dd/yyyy)

- or -

98710

- Verify that is your student, click on **Add Student**

Add Student

School: **Irwin County High School**

First Name: **Minnie**

Last Name: **Mouse**

Grade: **11**

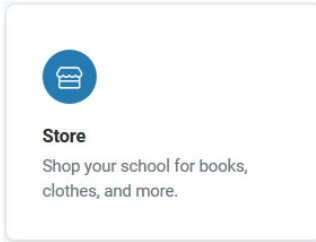
Cancel **Add Student**

- If you have multiple students, click on **Add Another Student** or **Finish** if you are done



How to Make a Damage Deposit Payment

- Click on **Store**



- Under **Features Items**, select **Damage Deposit**
- Select the student from the drop down list

Our Price \$25.00

Student

- Enter in the appropriate information

2021 - 2022 Boise School District
1 to 1 Device Responsible Use and Non-Refundable Damage Deposit (Voluntary)

Parent First Name

Parent Last Name

Parent Phone Number

Parent Email Address

- Agree to the waiver by checking the box
- Enter you name for an electronic signature

By checking this box, I agree to the waiver.

Electronic Signature

- Click on **Buy Now** or **Add to Basket (if you have additional items to purchase)**





Damage Deposit Instructions for Parents



Student Information Systems (SIS)

***** If you made a mistake and would like remove the item *****

- Click on the **x** next to the amount. As you hover over the icon, it will change from grey to red
- Click on the **red x to remove the item**

NAME	STUDENT	UNIT PRICE	QUANTITY	AMOUNT	
<u>Damage Deposit</u>	Mouse, Minnie	\$25.00	1	\$25.00	 
Price					
Parent First Name:		Momma			
Parent Last Name:		Mouse			
Parent Phone Number:		(208) 999-9999			
Parent Email Address:		mmouse@disney.com			
By checking this box, I agree to the waiver.:		Yes			
Electronic Signature:		Momma Mouse			

- Choose a payment method
 - Click on **e-Check** or **Credit Card**

Choose a payment method: ?



- Enter in the required information
- Click on **Continue**
- Review your payment
- Click on **Place Order**